

SUSHI GO

PARTY!

RULES OF PLAY



Ages 8+



2-8 Players



The Deluxe Pick and Pass Card Game

Welcome to Sushi Go Party! You are dining à la carte at a deluxe sushi feast. Before you eat, you must first create your own menu from a wide variety of delectable options. Then try to score the most points over three rounds by grabbing the best combination of cards before they whiz by!

CONTENTS

181 Cards + 22 Menu Tiles + 8 Pawns + 1 Game Board

NIGIRI	12x each:	Nigiri
SUSHI ROLLS	12x each:	Maki Roll, Temaki, Uramaki
APPETIZERS	8x each:	Tempura, Sashimi, Dumpling, Eel, Tofu, Onigiri, Edamame, Miso Soup
SPECIALS	3x each:	Chopsticks, Soy Sauce, Tea, Menu, Spoon, Special Order, Takeout Box, Wasabi
DESSERTS	15x each:	Pudding, Green Tea Ice Cream, Fruit

SETUP

- Place the **game board** in the center of the playing area.
- Each player chooses a player color and places their corresponding **pawn** on or near the **O** space of the game board.
- The **first time you play, divide the cards** according to type and place each type in a slot in the box.
- Together, **decide which cards to use** in this game. See “Card Selections.”
- Find the **menu tiles** that correspond to the chosen cards and place them into their appropriate slots on the game board. These tiles allow everyone to see at a glance which cards are in play and how they work.
- Shuffle the chosen **dessert cards** and place them in a face-down pile to one side of the board.
- Take all the other chosen sets of cards and shuffle them together to **form a face-down deck** which is also placed near the board.

Note: When playing with maki rolls in a 6-8 player game, flip its menu tile over to show the 6-8 player game scoring.

CARD SELECTIONS

In Sushi Go Party! you choose what's on the menu for each game! Different combinations will make the game feel very different.

Choose from one of the following:

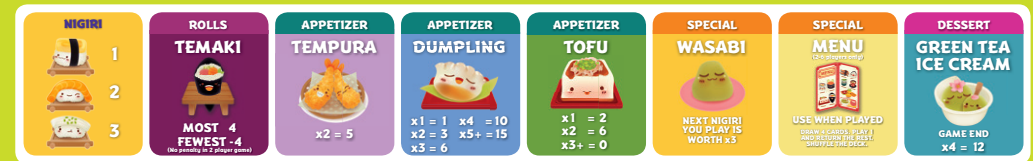
MY FIRST MEAL A mellow menu that goes down easy for first time players.



SUSHI GO! The classic menu from the original game.



PARTY SAMPLER Taste what's new in Sushi Go Party!



MASTER MENU For seasoned Sushi Go! players who want to think!

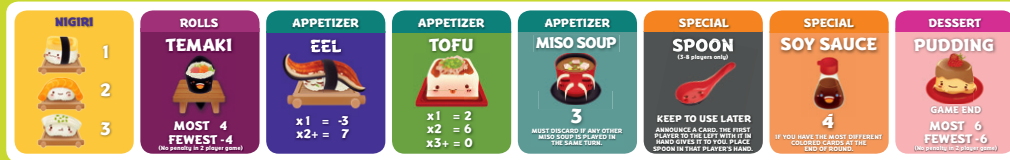


STARTING A ROUND

POINTS PLATTER Score big points!



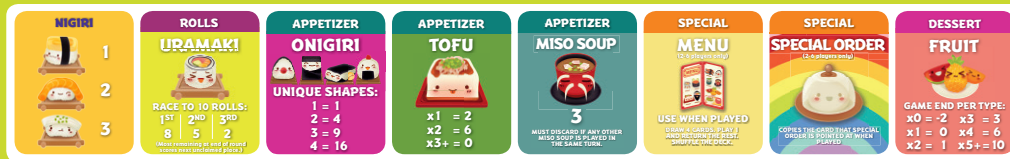
CUTTHROAT COMBO Interactive and in your face!



BIG BANQUET Works well with 6-8 players.



DINNER FOR TWO Works well with 2 players.



CREATE YOUR OWN MENU Pick your own card combination to play with!

You can play with any combination of cards you like. Just make sure your game is made up of the following:

- Nigiri cards are used in every game.
- 3 types of appetizers.
- 2 types of specials.
- 1 type of rolls.
- 1 type of dessert.

IMPORTANT: Menu and special order may not be used in a 7-8 player game.

Spoon and edamame may not be used in a 2 player game.

A game of Sushi Go Party! takes place over 3 rounds. Before each round, shuffle a group of face-down dessert cards into the main deck based on this table:

	2-5 PLAYERS	6-8 PLAYERS
ROUND 1	5 dessert cards	7 dessert cards
ROUND 2	3 dessert cards	5 dessert cards
ROUND 3	2 dessert cards	3 dessert cards

(In a 2-5 player game, the extra 5 dessert cards are not used.)



Then deal cards face-down to each player, based on this table:

PLAYERS	CARDS
2-3	10
4-5	9
6-7	8
8	7

Place the remaining cards in a face-down deck beside the game board. Take your cards into your hand, secret from other players. Play now begins!

PLAYING A TURN

Turns in Sushi Go Party! happen simultaneously. Each player chooses 1 card in their hand that they would like to keep and places it face-down in front of them. When all players have done this, everyone reveals their chosen cards by turning them face-up.

After revealing cards, pass your remaining hand face-down to the player on your left. (In this way, each hand will move clockwise around the table.) Pick up this new hand and the next turn begins. (You will have a smaller hand to choose from.)

Note: Face-up cards remain with you until the end of the round, when they are scored. As you accumulate cards, group them together in columns of the same color.

SPECIAL CARD ACTIONS

Most cards score at the end of a round, but there are a few that have special rules that may affect the current turn:



URAMAKI MISO SOUP WASABI MENU SPECIAL ORDER TAKE-OUT BOX


See the “Card Guide” in the back for more details about how each card works.

Chopsticks and **spoon** cards allow you to perform a bonus action **on any turn after the turn in which the card is originally played**. To use a bonus action card, simply **call out the name of the card** as all players are revealing the cards during a turn. After all players have played their chosen cards as normal, the called out action then takes effect. Bonus actions happen **before** players pick up the hand of cards from their right neighbor to begin the next turn. See the “Card Guide” for more details about how each card works.



CHOPSTICKS SPOON

IMPORTANT! If multiple bonus actions are used in the same turn and/or if multiple menus or takeout boxes are played in the same turn, the order in which these cards are used is indicated by the small number in the lower-right corner of the card. The **lowest number goes first**, and then the others follow in ascending order.



ENDING A ROUND

When all of the cards have been played and everyone’s hand is empty, the round is over. First, place any **dessert cards** off to your side. (Keep them there until the end of the game, which is when they are scored. The strawberry icon in the lower-left corner of all the dessert cards is a reminder of this.)



Next, score all the other cards you have played this round. Each card type scores in a different way, as described in the “Card Guide”. Move your pawn along the score track on the game board, showing how many points you scored in the round.

All cards, except for played dessert cards, are then collected and re-shuffled together. **(Remember to add in a new set of dessert cards, according to the round.)** Start the next round, which plays just like the previous.



ENDING THE GAME


When you have played **3 rounds**, the game is over. In addition to regular scoring, be sure to also score your **dessert cards**, as described in the “Card Guide.” Whoever has the most points is the winner! If there is a tie, the player with the most dessert cards wins.

A WORD FROM GAMEWRIGHT

We heard your requests... You want more Sushi Go! Well here it is, you got more Sushi Go! This deluxe edition features lots of opportunities to customize your playing experience. You’ll find that while the overall game is basically the same, the variety of cards offers many new ways to play. You’ll also notice that your strategy will change from game to game. Send us your favorite combinations and we may include them in a future edition!

CARD GUIDE

Here are details about how each type of card works.



NIGIRI

Nigiri are an essential part of any great sushi meal.

Each **egg nigiri** is worth **1 point**.


Each **salmon nigiri** is worth **2**.

Each **squid nigiri** is worth **3**.

An **egg nigiri** on a wasabi card is worth **3**.

A **salmon nigiri** on a wasabi is worth **6**.

A **squid nigiri** on a wasabi is worth **9**.



MAKI ROLLS

Small and tasty, can you eat more maki than anyone else?

End of the round: Compare how many maki roll icons you have at the top of your played maki roll cards. Whoever has the **most scores 6 points**. Whoever has **second most scores 3**. If multiple players tie for most or second most, all players receive the **full points**. A player must have at least 1 maki roll card to receive any points for maki rolls.

Example: Chris and Meredith have 5 maki roll icons, Kerry has 3 and Andrew has 1. Chris and Meredith each score 6 points and Kerry scores 3.

In a **6-8 player game:** The player with the second most maki rolls scores 4 points, and the player with the third most scores 2. Tied players all score the full points as above.



TEMAKI

You don't want to miss out on temaki - a roll that's big enough to fit in your hand!

End of the round: Compare how many temaki roll cards you have. The player with the **most scores 4 points**. The player with the fewest (including 0) loses 4 points. If multiple players tie for most/fewest, all players receive or lose the full points.

In a **2 player game:** The player with the fewest temaki does not lose any points.

Example: Chris has 3 temaki cards, Meredith has 2, and Kerry and Andrew have 0. Chris scores 4 points. Kerry and Andrew both lose 4 points.



URAMAKI

Uramaki rolls are inside-out. Race your friends to eat ten of them!

During a round: If you are the **first to have at least 10 icons** at the top of your played uramaki cards, you immediately **score 8 points**. Move your pawn on the score track and then immediately discard your uramaki cards. The **next player** to collect 10 uramaki icons **scores 5 points**, and the **third player scores 2**. Again, these points are scored immediately and the cards are discarded. If multiple players reach 10 or more icons on the same turn, ties are broken by the highest total number of uramaki icons on the tied players' cards. If players are still tied, they both receive the full points for the place they are contesting. If this happens, the next place is skipped in scoring.

End of the round: The player with the most uramaki icons still in front of them scores points for the next unclaimed place (8 points if no one has scored uramaki in the round, 5 if only first place has scored, 2 if both first and second place has scored, 0 if all three places scored). If multiple players tie for the most, they each receive the full amount. It's possible that one player may be awarded multiple placings for uramaki in a single round.


Example: Chris and Meredith play uramaki cards on the same turn, and now both have 12 uramaki icons. They are the first players to pass 10 icons and so both immediately score 8 points. Second place will now not be awarded, so the next player to pass 10 icons will only receive 2 points. The round ends and no one else has reached 10 icons. Out of the players left with uramaki cards, Kerry has the most icons, so she scores the 2 points.

Tip: Place discarded uramaki cards in a face-up pile beside the score board after scoring them as a reminder of how many places have been awarded in the round. They are of course shuffled back into the deck for the next round.

You're a maki!

No, uramaki!






DUMPLING

Dumplings are so yummy - the more you eat, the more you want!

Score points based on how many dumplings you have, as follows:

Dumplings:	1	2	3	4	5+
Points:	1	3	6	10	15




EDAMAME (only use in 3-8 player games)

These beans are the perfect snack to share at the table!

Score **1 point per opponent with any edamame** for each of your played edamame cards. Edamame are worth 0 if only 1 player plays any edamame in the round. Even if more than 4 opponents play edamame, **the maximum each edamame card can be worth is 4 points.**

Example: At the end of the round, Chris has 3 edamame, Kerry has 2 edamame and Andrew has 1. Each of Chris's edamame is therefore worth 2 points (1 per opponent with any edamame) for a total of 6. Kerry scores 4 points and Andrew scores 2 points.



EEL

You might not enjoy your first taste of eel, but it sure grows on you!

If you have **1 eel**, you **lose 3 points.**

If you have **2 or more eel**, you **score 7 points.**




ONIGIRI

These rice balls come in all different shapes - get one of each!

There are 4 different shapes of onigiri: circle, triangle, square and rectangle. Score points based on how many unique shapes you collect, as follows:

Unique shapes:	1	2	3	4	You may score multiple sets of unique onigiri.
Points:	1	4	9	16	

Example: Chris has 1 circle onigiri, 1 triangle onigiri and 2 square onigiri. He scores 9 for his set of 3 unique onigiri, and 1 for his second set of just 1 unique onigiri (the second square), for a total of 10 points.



MISO SOUP

Everyone's always jealous of that one person who orders a hot cup of miso soup!

If you play a miso soup card and it is the **only one played in the turn**, it remains in your play area until the end of the round when it will **score 3 points.** However, if **more than 1 miso soup** is played on the same turn (including by you), then all these miso soup cards are **immediately discarded** and will not score at the end of the round. Place them face-up beside the game board, to be shuffled back into the deck for the next round.

- If a player plays a miso soup by using chopsticks, spoon, menu, or special order it counts as being played on that same turn.
- You may score multiple miso soups in a round.



SASHIMI

A true delicacy, sashimi takes time to fully appreciate.

If you have **1 or 2 sashimi**, you **score 0.**

If you have **3 sashimi**, you **score 10.**

You may score multiple sets of sashimi in a round.




TEMPURA

A deep-fried delight - you can't eat just one piece of tempura.

If you have **1 tempura**, you **score 0.**

If you have **2 tempura**, you **score 5.**

You may score multiple sets of tempura in a round.




TOFU

Tofu is really good for you, but eat too much and you could get sick of it.

If you have **1 tofu**, you **score 2 points.**

If you have **2 tofu**, you **score 6 points.**

If you **3 or more tofu**, all are **worth 0 points.**



CHOPSTICKS

Use chopsticks to grab those two dishes you really need at the same time.

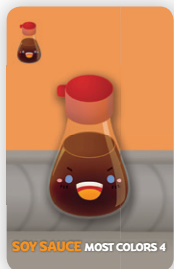
Chopsticks let you **take 2 cards on a future turn**. Nothing happens on the turn when you initially play chopsticks. However, you may use it on a future turn to take a bonus action. When you want to use it, call out “chopsticks!” as all players are turning over their played cards. Then choose a second card from your current hand to play this turn, and play it immediately. Place the chopsticks card back into your hand before it is passed on. This way, other players may choose to play the chopsticks card later in the round. An **unused chopsticks** card is **worth 0 points** at the end of a round.



MENU (only use in 2-6 player games)

Not happy with the dishes on the table? Order something else off the menu!

If you play a menu card, **draw 4 cards** from the unused deck near the board and look at them. Then **choose any 1 card to play** immediately (except another menu card). Return the remaining 3 cards to the deck and shuffle it. Discard the menu card face-up beside the board. (It will be shuffled back into the deck for the next round.)



SOY SAUCE

Soy sauce makes every dish taste better. It's the perfect addition to a varied meal.

At the end of a round in which soy sauce is played, all players compare how many different colored backgrounds they have among the cards they have played. If a player has **the most (or tied for the most) different colors** and has also played a soy sauce card, it is worth **4 points**. You may score multiple soy sauce cards in a round. A soy sauce card itself is considered when determining the most different colors. Only dessert cards played in the current round are counted.



SPOON (only use in 3-8 player games)

Grab that dish you missed out on earlier by reaching over and taking it with your spoon.

A spoon card allows you to **take a card from another player's hand**. Nothing happens on the turn when you initially play a spoon. However, you may use it on a future turn to take a bonus action. When you want to use it, call out “spoon!” as all players are revealing their played cards. All players play their chosen cards as normal. Then announce the name of any card you would like.

The first player to your left checks to see if he has this card in his current hand. If not, the second player to your left checks her current hand, and so on until a player announces they have the card. This card is then given to you, and you play it immediately. Give your spoon card to the player you took it from, to place in their hand.

If no opponent has the announced card in their hand, then the spoon is discarded for the round. Place it face-up beside the game board, to be shuffled back into the deck for the next round. An **unused spoon card** at the end of the round is **worth 0 points**.

Note: When you ask for a type of card that has variations (nigiri, maki rolls, etc), you may ask for the card type in general, or one of the specific variations. If you ask for a specific card, the other players need to give it to you only if they have the exact card in their current hand. If you ask for the general card type, the player may choose between the different variations if they have more than one. For example, if you ask for just “nigiri” and the player has a squid and an egg nigiri in his hand, he chooses which one to give. The same is true for asking for “3 maki rolls” or just “maki rolls,” etc.

EXTRA RULES FOR USING CHOPSTICKS, SPOON OR MENU

These three cards allow you to play another card during a turn. Here are some rules clarifications based on which extra card you play:

NIGIRI: If you already have a wasabi card with no nigiri on it, you must play this nigiri on top of your wasabi.

MISO SOUP: If a previous miso soup card has already been played in this turn (including by you) then they are all discarded and will not score.

URAMAKI: If this card gives you a total of ten or more icons on your uramaki cards, immediately score them.

MENU OR TAKEOUT BOX: The card is played this turn. If other menus or takeout boxes are played this turn, the order in which they are used is indicated by the small number in the lower-right corner of the card. (See page 6 for more details.)

CHOPSTICKS OR SPOON: Keep the card to use on a later turn.

SPECIAL ORDER: Immediately choose which of your already played cards you want to copy.

**SPECIAL ORDER** (only use in 2-6 player games)

Enjoyed a dish you've already eaten and want more of it?
Ask the chef for a special order!

A special order card **copies any other card you previously played in the current round**. When you choose to play special order from your hand, place it face-down on the table and point the top of the card at the card you wish to copy. Then, when the special order is revealed, place it on top of that card to show that the special order card is copying it. The special order card will score as if it is the card it is copying.

- If you have not played any other cards when you play special order then there is nothing for special order to copy so it is immediately discarded. (It will be shuffled back into the deck for the next round.)
- If special order is used to copy a card with multiple icons on it, then the copy is considered to be the same card with all of the same icons.

Rules clarifications based on which card you decide to copy:

NIGIRI: If you copy a nigiri that is on top of a wasabi, the special order is not considered to be also on top of that wasabi. If you copy a nigiri that is not on top of a wasabi and also have a wasabi card without a nigiri on it, you may play the special order (now considered a nigiri) on top of the wasabi. You must remember which nigiri it is copying.

WASABI: If you copy a wasabi (whether it has a nigiri card on it or not) place the special order card next to the wasabi. It is not considered to have any nigiri on top of it.

MISO SOUP: If you copy a miso soup and any other miso soup cards are played in the same turn (including by you), all are discarded.


URAMAKI: If the copy gives you a total of ten or more icons on your uramaki cards, immediately score them. Discard the special order along with the uramaki cards. (It will be shuffled back into the deck for the next round.)

SPECIAL ORDER: If you copy a special order that you previously played, the card is considered to also be whatever that special order is copying.

CHOPSTICKS OR SPOON: The special order is considered to be a copy with the same number in the lower-right corner. This card may be used in a later turn.

ANY CARD PREVIOUSLY FLIPPED BY TAKEOUT BOX: If you copy a flipped card, flip special order too. It will be worth 2 points at the end of the round.

PUDDING, FRUIT, GREEN TEA ICE CREAM: If a special order copies a dessert card, it is moved with the other dessert cards to the side for scoring at the end of the game. (It will not be reshuffled into the deck for any following rounds.)

**TAKEOUT BOX**

Not feeling like eating one of your dishes now? Save it for later and score more points.

When played, you may immediately **choose any number of the cards you played on previous turns this round and flip them face-down**. These cards are now no longer considered to be the card depicted on their front. Instead, each are **worth 2 points** at the end of the round. Discard the takeout box card face-up beside the game board. (It will be shuffled back into the deck for the next round.)


Note: If you choose to turn a card face-down that is being copied by a special order card, the special order continues to be considered as the card it is copying. (Remember which type of card the special order is copying.)

**TEA**

Tea clears the palate after eating a big meal.

End of the round: Count the number of cards in your largest (or tied for largest) set of cards with the same background color. Tea is **worth 1 point per card** in that set.

Example: Chris has 1 wasabi, 1 squid nigiri and 2 salmon nigiri. These 4 yellow cards are his largest set. His tea is therefore worth 4 points.

**WASABI**


Dipping a nigiri in some wasabi makes it extra hot!

When you play a wasabi card, it has no effect. However, **the next nigiri card** that you play must be placed on top of the wasabi card. This means that the nigiri will be **worth triple points** at the end of the round! You may only place 1 nigiri on top of each wasabi. You may play multiple wasabi cards in one round, though a **wasabi without any nigiri on it** at the end of the round is **worth 0 points**.

You're so sweet!

Wanna take me out sometime?






GREEN TEA ICE CREAM

A heaping bowl of ice cream is always satisfying after you eat.

At the end of the game, **1, 2 or 3 green tea ice cream** are **worth 0**.

If you have **4 green tea ice cream** cards you **score 12 points**.

A player may score multiple sets of green tea ice cream.



PUDDING


Pudding is the perfect end to a meal - make sure you don't miss it!

At the end of the game, players compare how many pudding cards they have. The player with

the **most scores 6 points**. The player with the **fewest (including 0) loses 6 points**. If multiple players tie for most or fewest, all tied players gain or lose the **full points**.

In a 2 player game: The player with the fewest pudding does not lose any points.

Example: Chris has 4 pudding cards, Meredith has 2, and Kerry and Andrew have 1. Chris scores 6 points. Kerry and Andrew both lose 6 points.



FRUIT

A selection of different fruit is a healthy way to finish your meal.

At the end of the game, all players score the 3 types of fruit: watermelon, orange and pineapple. Add up and score the icons at the top of your cards based on this table:

Fruit type:	0	1	2	3	4	5+
Points:	-2	0	1	3	6	10

Example: Chris has 0 watermelon, 1 orange and 4 pineapple icons. He loses 2 points for the watermelon, scores 0 for the orange and scores 6 for the pineapple, for a total of 4 points. Meredith played 0 fruit cards and so loses 6 points.

Game by Phil Walker-Harding
Illustrations by Nan Rangsima



Games for the Infinitely Imaginative
70 Bridge Street
Newton, MA 02458

email: jester@gamewright.com
www.gamewright.com

©2016 Gamewright, a division of Ceaco, Inc.
All worldwide rights reserved.

Follow us!



[/gamewright](https://www.facebook.com/gamewright)



[@gamewright](https://twitter.com/gamewright)



[/gamewright](https://www.youtube.com/gamewright)